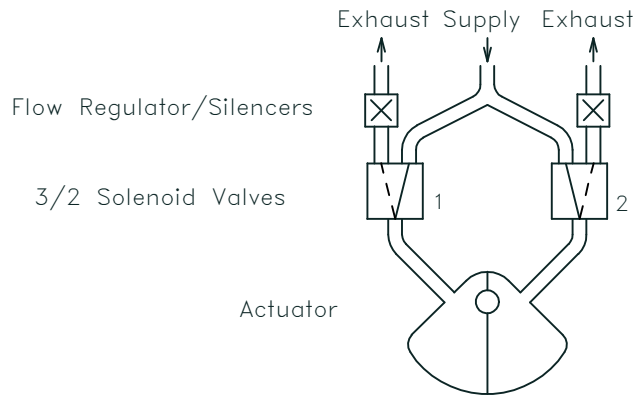




P3 Exd POSITIONER OPTIONS - PNEUMATIC CIRCUITS

(1) DOUBLE-ACTING FAIL-FREE

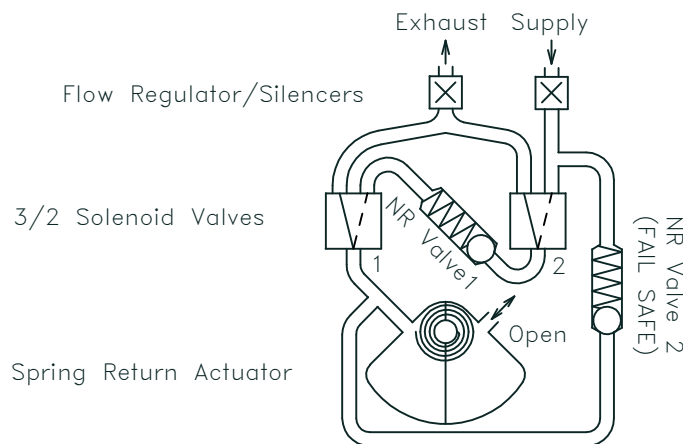


Solenoid Valve Air Paths:

— De-energised
- - - - Energised

To drive clockwise – Energise Valve 1
To drive anticlockwise – Energise valve 2
To hold position – De-energise both valves

(2) FAIL-SAFE SPRING-RETURN

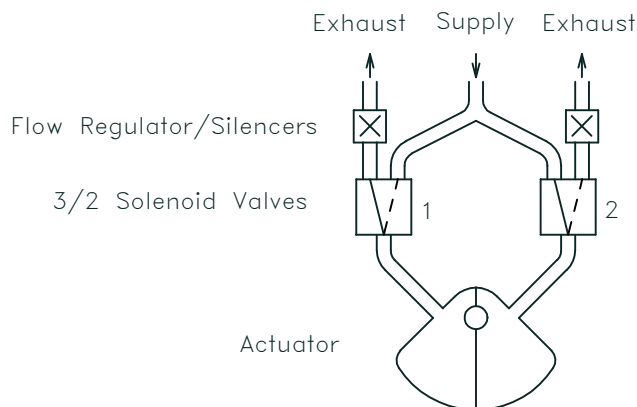


Solenoid Valve Air Paths:

— De-energised
- - - - Energised

To drive anticlockwise (air stroke)
– Energise both valves
To drive clockwise (spring stroke)
– De-energise both valves
To hold position – Energise valve 1
Loss of air pressure NR valve 2 opens and spring returns

(3) DOUBLE-ACTING FAIL-DOWN

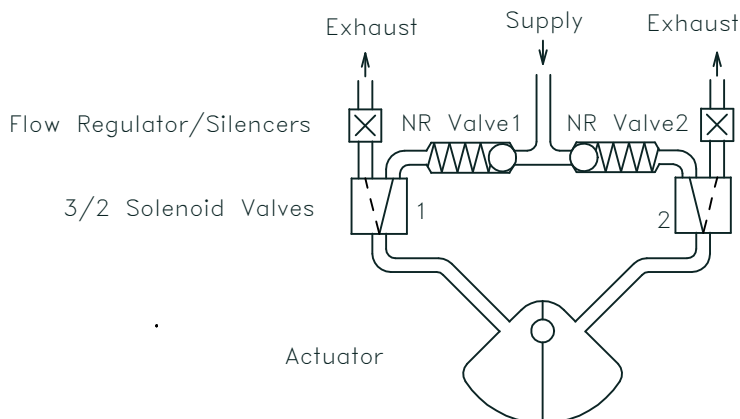


Solenoid Valve Air Paths:

— De-energised
- - - - Energised

To drive anticlockwise (Upscale)
– Energise both valves
To drive clockwise (Downscale)
– De-energise both valves
To hold position – Energise valve 1

(4) DOUBLE-ACTING FAIL-HOLD



Solenoid Valve Air Paths:

— De-energised
- - - - Energised

To drive clockwise – Energise Valve 1
To drive anticlockwise – Energise valve 2
To hold position – De-energise both valves