
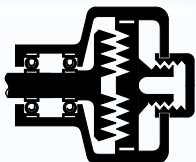


Model S - CRD CR Dashpot



Specification

Rate

Adjustable - see curves right ($\pm 10\%$)

Adjustment allows the rate to be varied down to $\frac{1}{10}$ of the maximum values, for any speed of rotation.

The adjuster knob, although marked for reference, is not normally calibrated.

Adjuster knob variations available - contact Kinetrol

Max. safe torque

61 lbf.ins / 7 Nm

Max. shaft end load

20 lbf / 89 N

Max. shaft side load

26 lbf / 115 N

Ambient temperature range

0°C to 60°C

Frictional torque

0.13 lbf.ins / 0.015 Nm typical

Shaft material

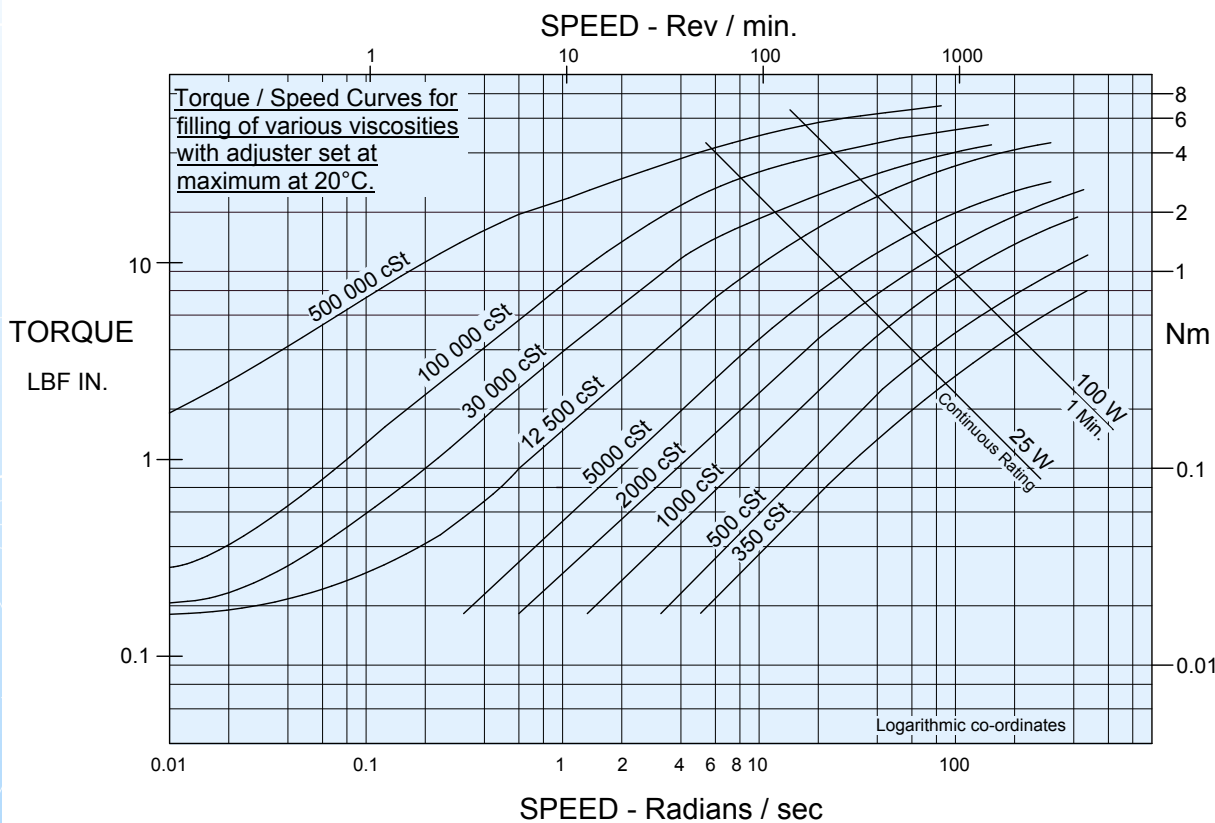
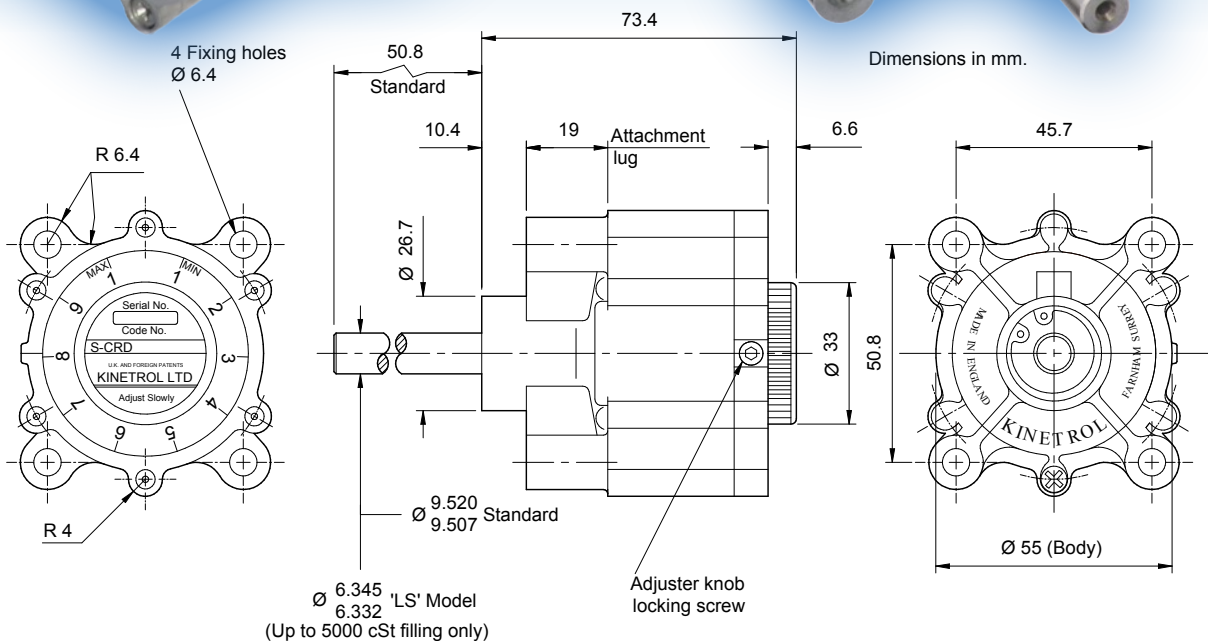
Stainless steel 303S31

Body material

Zinc alloy Mazak 3

Weight

1.32 lbs / 619 g



Viscosities Available

350; 500; 1,000; 2,000; 5,000; 12,500; 30,000; 100,000; 500,000 cSt.

Specification of fluid viscosity provides torque/speed characteristics shown by the curves above.

Ordering Codes

S - CRD - (Filling Viscosity)

Example:

S - CRD - 30,000 has a 30,000 cSt filling.